




Code Enforcement Monthly Report

March 2023

The Code Enforcement Department strives to fairly and efficiently enforce and uphold the Codes and Ordinances while protecting the public health, safety, and welfare of our residents, businesses, owners, and visitors.

This department accepts complaints from our citizens as well as other local departments and agencies regarding violations of the City's Property Maintenance and Zoning Codes. This department handles a variety of violations including regarding exterior property maintenance, junk vehicles, litter, grass and weeds, infestations, interior property issues, and other property violations. These violations are investigated to determine a course of action.

Submitted 4/18/2023
Annen Vance,
Code Enforcement Official



Enforcement Highlights

Clean-Up Wilmington 2023



The second clean-up of the season is our Earth Day Event scheduled for Saturday, April 22nd. The event will begin at 9 a.m. and we will have two meeting stations for volunteering, Group 1 will meet at the Municipal Building and Group 2 will meet at Denver Park Office. You can sign up to receive emails by contacting avance@wilmingtonoh.org or visiting the Clean-Up Wilmington facebook group for additional details.

Grass Season Information





Grass season begins on April 15th and runs through October 31st. Grass in the city needs to be kept under 10 inches and we ask that you keep grass clippings off the city streets and sidewalks. Grass that is found to be over 10 inches will be tagged with a notice and the owner/tenant is given 5 days to perform the mowing. Lawn bags can be purchased at the Utility Billing Office, Landfill, or at Ace Hardware. The approved bags are the only type that will be picked-up with no charge by the Sanitation Department.



Code Enforcement Stats-March

Total Caseload	145
New Cases Opened	31
Cases Closed	16
Inspections Logged	53
Complaints Received	25

Contact Information

 <p>Office Phone- 937-382-6509</p>	 <p>Online- www.wilmingtonoh.org Under the “Municipal Services” tab</p>
 <p>TextMyGov- Text “Hi” to 937-884-1588</p>	 <p>In Person- 69 N. South Street Second Floor (Near Council Chambers)</p>

**Summary of New Finance Items
April 20, 2023 Council Meeting**

SUPPLEMENTAL APPROPRIATIONS

- a. From the General Fund to 110.120.5253 “Update Codified Ordinances” the sum of \$3,000.00

TACORONTE – Costs of legal review, codification, and ordinance hosting were higher than expected for the current year. Some of these charges are “per page,” so annual costs fluctuate with the number of pages submitted for codification.

- b. From the General Fund to 110.122.5234 “Bldg Dept – Inspection Consultant Services” the sum of \$6,000.00

TACORONTE – The cost of building permit inspection services has gone up this year.

MONTH-TO-DATE AUDITOR'S REPORT FOR MARCH 2023

Fund	Description	Beg Bal	MTD Rec	MTD Exp	Unexp	Enc	Unenc
110	GENERAL FUND	7,665,857.55	1,300,429.95	1,890,625.22	7,075,662.28	548,664.21	6,526,998.07
111	JUMP HANGER TAX INCR EQUIV FD	0.79	124,629.37	123,866.74	763.42	1.80	761.62
113	ROMBACH AV COM COR MUN IMP TIF	0.00	0.00	0.00	0.00	0.00	0.00
114	DOWNTOWN WILM MUN PUBL IMP TIF	0.00	0.00	0.00	0.00	0.00	0.00
115	UNCLAIMED FUNDS FUND	5,714.31	0.00	0.00	5,714.31	0.00	5,714.31
116	TIF-WILM INC DIST-1 MUNPUBIMPR	0.00	0.00	0.00	0.00	0.00	0.00
126	WILMINGTON SUCCEEDS FUND	141.73	0.00	0.00	141.73	0.00	141.73
131	AMERICAN RESCUE PLAN FUND	309,062.03	0.00	0.00	309,062.03	1.00	309,061.03
132	ARPA-POLICE RETENTION/NEW HIRE	25,487.88	0.00	0.00	25,487.88	0.00	25,487.88
140	ONEOHIO FUND (OPIOID STLMT)	11,047.02	11,609.88	0.00	22,656.90	0.00	22,656.90
200	STREET MAINTENANCE AND REPAIR	244,243.70	551,376.42	92,122.06	703,498.06	471,162.03	232,336.03
201	STATE HIGHWAY FUND	64,009.43	4,216.95	250.00	67,976.38	2.00	67,974.38
210	PERMISSIVE TAX FUND	265,017.12	15,427.50	23,786.00	256,658.62	442.00	256,216.62
211	TAXI FUND	91,779.29	629,853.74	187,965.56	533,667.47	23,901.48	509,765.99
212	TRANSIT RESERVE FUND	8,950.94	5,103.91	0.00	14,054.85	0.00	14,054.85
220	STREET LIGHTING FUND	74,950.51	152,991.63	40,052.36	187,889.78	430.00	187,459.78
231	INSURANCE FUND	544,656.85	302,902.51	585,795.51	261,763.85	2,647.80	259,116.05
233	UMR FUND	0.00	563,920.11	563,920.11	0.00	0.00	0.00
240	BOARD OF BUILDING STANDARDS	1,629.19	87.94	0.00	1,717.13	2.00	1,715.13
242	UDAG REVOLVING LOAN FUND	319,198.13	6,492.38	0.00	325,690.51	0.00	325,690.51
251	CHIP PROGRAM INCOME FUND	5,422.50	0.00	0.00	5,422.50	0.00	5,422.50
258	OEPA/WSRLA-WTR PLANT IMPROV FD	1.00	0.00	0.00	1.00	0.00	1.00
265	DAVIDS DRIVE PROJECT PHASE 1	0.00	0.00	0.00	0.00	0.00	0.00
266	AIRBORNE ROADWORK DEV GRANT	11,196.83	0.00	0.00	11,196.83	0.00	11,196.83
267	CLI WILMINGTON CROSSING FY23 G	0.00	0.00	0.00	0.00	0.00	0.00
268	ROMB/ELIZ LN TRAFFIC SYG PR GR	0.00	0.00	0.00	0.00	0.00	0.00
270	MUNICIPAL COURT COMPUTER FUND	103,292.17	6,034.00	382.60	108,943.57	5.00	108,938.57
271	MUNICIPAL PROBATION SERVICES	65,735.57	4,105.90	1,868.47	67,973.00	2,501.67	65,471.33
272	MUN CT MAGISTRATE'S FUND	155,778.41	4,332.99	2,520.00	157,591.40	2,567.00	155,024.40
273	MUN CT COMMUNITY SERVICE FUND	96,202.96	317.02	0.00	96,519.98	0.00	96,519.98
280	ENFORCEMENT AND EDUCATION FUND	3,032.75	18.00	0.00	3,050.75	0.00	3,050.75
281	DRUG LAW ENFORCEMENT FUND	43,087.99	165.00	0.00	43,252.99	0.00	43,252.99
283	INDIGENT DRIVER ALCOHOL TREATM	96,237.81	1,010.44	0.00	97,248.25	0.00	97,248.25
284	INDIGENT DEFENSE SUPPORT FD	0.00	0.00	0.00	0.00	0.00	0.00
285	SCRAM FUND	80,531.16	90.00	0.00	80,621.16	2.00	80,619.16

MONTH-TO-DATE AUDITOR'S REPORT FOR MARCH 2023

286	COURT SPECIAL PROJECTS FUND	214,947.06	7,825.00	1,025.94	221,746.12	12,627.14	209,118.98
287	COMM CORRECT FUND - ISP #408	93,172.61	0.00	14,540.38	78,632.23	2,070.50	76,561.73
290	PARKS IMPROVEMENT FUND	441.60	0.00	0.00	441.60	0.00	441.60
291	HOTEL LODGING EXCISE TAX FUND	1.00	0.00	0.00	1.00	1.00	0.00
292	RETAINED HOTEL LODGING TAX FD	45,865.23	0.00	0.00	45,865.23	9,551.00	36,314.23
400	BOND RETIREMENT FUND	1,738.00	0.00	0.00	1,738.00	0.00	1,738.00
510	POLICE FUND	168,579.68	764,635.59	352,599.23	580,616.04	150,257.96	430,358.08
511	FEDERALLY FORF PROPERTY FUND	10,218.00	0.00	0.00	10,218.00	0.00	10,218.00
512	FOP CONTINUING PROF TRNG FUND	8,035.12	0.00	0.00	8,035.12	0.00	8,035.12
513	POLICE EVIDENCE FUND	28,307.74	0.48	0.00	28,308.22	0.00	28,308.22
515	POLICE PENSION FUND	5,831.75	49,353.78	51,723.39	3,462.14	0.00	3,462.14
519	STATE FORFEITED FUNDS	13,889.81	215.10	0.00	14,104.91	0.00	14,104.91
520	FIRE FUND	163,381.70	160,879.78	117,445.03	206,816.45	25,770.66	181,045.79
525	FIRE PENSION FUND	26,847.95	49,353.78	24,351.59	51,850.14	0.00	51,850.14
530	EMERGENCY AMBULANCE FUND	168,856.18	116,953.73	85,093.23	200,716.68	13,711.49	187,005.19
535	FIRE/EMERGENCY AMBULANCE FUND	285,887.10	97,180.14	2,376.40	380,690.84	463.00	380,227.84
540	RECREATION FUND	269,157.15	174,206.68	38,945.72	404,418.11	35,206.75	369,211.36
547	OPWC LYTLE CREEK GREENWAY PH 1	0.00	0.00	0.00	0.00	0.00	0.00
561	ODNR-LUTHER WARREN PATH EXT	0.00	0.00	0.00	0.00	0.00	0.00
580	SUGARGROVE CEMETERY FUND	167,797.44	176,934.64	45,555.64	299,176.44	15,668.35	283,508.09
581	CEMETERY-CREDIT CARD FUND	0.00	0.00	0.00	0.00	0.00	0.00
605	WATER SYSTEM REVENUE FUND	4,081,187.63	468,788.27	292,706.93	4,257,268.97	1,151,750.39	3,105,518.58
608	PFAS PLAN STUDY AIMS 9698 WILM	0.00	0.00	0.00	0.00	0.00	0.00
610	RAW WATER MAIN RELOC-AIMS 9312	0.00	0.00	0.00	0.00	1.00	(1.00)
615	WATER BOND INTEREST FUND	236.96	0.73	0.00	237.69	0.00	237.69
616	WATER BOND RESERVE FUND	904,943.77	2,799.95	0.00	907,743.72	0.00	907,743.72
617	WATER BOND PRINCIPAL FUND	469.06	1.45	0.00	470.51	0.00	470.51
618	WATER REBATE FUND	0.00	0.00	0.00	0.00	0.00	0.00
635	SEWERAGE SYSTEM REVENUE FUND	7,751,700.06	300,895.70	252,710.11	7,799,885.65	326,179.30	7,473,706.35
636	WWTP-WPCLF IMPROV/CONST FUND	(3,700.00)	47,650.00	48,150.00	(4,200.00)	2.00	(4,202.00)
637	ACOE-WWTP IMPROV/CONST PROJECT	0.00	0.00	0.00	0.00	0.00	0.00
640	STORMWATER UTILITY FUND	1,085,742.53	105,250.40	63,514.62	1,127,478.31	14,512.21	1,112,966.10
670	WASTE FUND	2,296,984.66	338,757.66	502,234.59	2,133,507.73	47,643.91	2,085,863.82
671	VOLUNTARY RECYCLING FUND	16,718.80	407.76	911.35	16,215.21	1.00	16,214.21
800	GALVIN PARK FUND	35,292.02	0.54	0.00	35,292.56	0.00	35,292.56
71 Funds		28,134,796.23	6,547,206.80	5,407,038.78	29,274,964.25	2,857,747.65	26,417,216.60