



# Code Enforcement Monthly Report


May 2023

-

The Code Enforcement Department strives to fairly and efficiently enforce and uphold the Codes and Ordinances while protecting the public health, safety, and welfare of our residents, businesses, owners, and visitors.

*This department accepts complaints from our citizens as well as other local departments and agencies regarding violations of the City's Property Maintenance and Zoning Codes. This department handles a variety of violations including regarding exterior property maintenance, junk vehicles, litter, grass and weeds, infestations, interior property issues, and other property violations. These violations are investigated to determine a course of action.*

**Submitted 5/30/2023**  
**Annen Vance,**  
**Code Enforcement Official**



## Enforcement Highlights

### *Grass Complaints*

“Grass Season” and its violations account for more than half of all Code Enforcement activities in mid-April through late June. These violations are time sensitive, and these properties must be inspected for grass length, properly tagged at the location, or a legal notice must be submitted to the newspaper to assure property notification of the grass violation. Once the violation has been opened and notification is made, the property owner has 5 days to cut the grass. If the property remains non-compliant, the Maintenance and Repair Department cuts the grass, and a fee is assigned to the case. These fees will then be assessed to the property taxes. Please remember to keep your grass under 10 inches and that the Weed and Grass Ordinance is in effect from April 15<sup>th</sup> to October 31<sup>st</sup>.

Happy mowing!



### *Clean-Up Wilmington- Community Service Program*

A new initiative has been created to help citizens with their court assigned community service hours. Clean-Up Wilmington is working with a variety of volunteers during the weekday to complete cleaning and beautification tasks around downtown. Since May 22<sup>nd</sup>, over 10 hours of work have been performed by registered community service workers, completing tasks from cleaning parking lots to weeding tree wells. Those needing to work on their hours can contact Annen and get registered to begin working.

*Partnering- Juvenile Court Summer Work Program*

For the third year in a row, the Code Enforcement Department is excited to partner with the Clinton County Juvenile Court Work Program. One day a week, we will have the opportunity to work on beautification and cleaning projects in areas of town with juveniles who have been assigned service hours. In previous years these workers have cleaned city alleys, community areas, and walked litter pick-up routes around town. We are looking forward to another productive summer!







*Clean-Up Wilmington- Upcoming Event*

The next community clean-up event will be on **June 24<sup>th</sup> at 9 a.m.** The project will be announced closer to the event, so save the date!

**Code Enforcement Stats-May**

<b>Total Caseload</b>	183
<b>New Cases Opened</b>	79
<b>Cases Closed</b>	37
<b>Inspections Logged</b>	125
<b>Complaints Received</b>	31

**Contact Information**

 Office Phone- 937-382-6509	 Online- <a href="http://www.wilmingtonoh.org">www.wilmingtonoh.org</a> Under the "Municipal Services" tab
 TextMyGov- Text "Hi" to 937-884-1588	 In Person- 69 N. South Street Second Floor (Near Council Chambers)

# MONTH-TO-DATE AUDITOR'S REPORT FOR APRIL 2023

Fund	Description	Beg Bal	MTD Rec	MTD Exp	Unexp	Enc	Unenc
110	GENERAL FUND	7,075,662.28	1,979,758.72	607,480.15	8,447,940.85	360,034.01	8,087,906.84
111	JUMP HANGER TAX INCR EQUIV FD	763.42	0.00	0.00	763.42	1.80	761.62
113	ROMBACH AV COM COR MUN IMP TIF	0.00	0.00	0.00	0.00	0.00	0.00
114	DOWNTOWN WILM MUN PUBL IMP TIF	0.00	0.00	0.00	0.00	0.00	0.00
115	UNCLAIMED FUNDS FUND	5,714.31	0.00	0.00	5,714.31	0.00	5,714.31
116	TIF-WILM INC DIST-1 MUNPUBIMPR	0.00	0.00	0.00	0.00	0.00	0.00
126	WILMINGTON SUCCEEDS FUND	141.73	0.00	0.00	141.73	0.00	141.73
131	AMERICAN RESCUE PLAN FUND	309,062.03	0.00	0.00	309,062.03	1.00	309,061.03
132	ARPA-POLICE RETENTION/NEW HIRE	25,487.88	0.00	0.00	25,487.88	0.00	25,487.88
140	ONEOHIO FUND (OPIOID STLMT)	22,656.90	2,556.11	0.00	25,213.01	0.00	25,213.01
200	STREET MAINTENANCE AND REPAIR	703,498.06	54,364.00	188,516.82	569,345.24	341,782.94	227,562.30
201	STATE HIGHWAY FUND	67,976.38	4,429.65	0.00	72,406.03	2.00	72,404.03
210	PERMISSIVE TAX FUND	256,658.62	16,412.17	0.00	273,070.79	442.00	272,628.79
211	TAXI FUND	533,667.47	181,641.60	147,407.89	567,901.18	34,397.62	533,503.56
212	TRANSIT RESERVE FUND	14,054.85	196.99	0.00	14,251.84	0.00	14,251.84
220	STREET LIGHTING FUND	187,889.78	0.00	16,314.65	171,575.13	430.00	171,145.13
231	INSURANCE FUND	261,763.85	111,719.51	190,268.87	183,214.49	2,647.80	180,566.69
233	UMR FUND	0.00	186,396.04	186,396.04	0.00	0.00	0.00
240	BOARD OF BUILDING STANDARDS	1,717.13	64.56	0.00	1,781.69	2.00	1,779.69
242	UDAG REVOLVING LOAN FUND	325,690.51	8,644.26	0.00	334,334.77	0.00	334,334.77
251	CHIP PROGRAM INCOME FUND	5,422.50	0.00	0.00	5,422.50	0.00	5,422.50
258	OEPA/WSRLA-WTR PLANT IMPROV FD	1.00	0.00	0.00	1.00	0.00	1.00
265	DAVIDS DRIVE PROJECT PHASE 1	0.00	0.00	0.00	0.00	0.00	0.00
266	AIRBORNE ROADWORK DEV GRANT	11,196.83	0.00	0.00	11,196.83	0.00	11,196.83
267	CLI WILMINGTON CROSSING FY23 G	0.00	0.00	0.00	0.00	0.00	0.00
268	ROMB/ELIZ LN TRAFFIC SYG PR GR	0.00	0.00	0.00	0.00	0.00	0.00
270	MUNICIPAL COURT COMPUTER FUND	108,943.57	5,828.00	7,195.74	107,575.83	4,709.00	102,866.83
271	MUNICIPAL PROBATION SERVICES	67,973.00	4,963.07	5,082.22	67,853.85	698.48	67,155.37
272	MUN CT MAGISTRATE'S FUND	157,591.40	4,251.51	5,175.00	156,667.91	905.68	155,762.23
273	MUN CT COMMUNITY SERVICE FUND	96,519.98	423.02	0.00	96,943.00	0.00	96,943.00
280	ENFORCEMENT AND EDUCATION FUND	3,050.75	7.00	0.00	3,057.75	0.00	3,057.75
281	DRUG LAW ENFORCEMENT FUND	43,252.99	150.00	0.00	43,402.99	0.00	43,402.99
283	INDIGENT DRIVER ALCOHOL TREATM	97,248.25	2,588.85	0.00	99,837.10	0.00	99,837.10
284	INDIGENT DEFENSE SUPPORT FD	0.00	0.00	0.00	0.00	0.00	0.00
285	SCRAM FUND	80,621.16	750.51	0.00	81,371.67	2.00	81,369.67
286	COURT SPECIAL PROJECTS FUND	221,746.12	7,821.57	0.00	229,567.69	12,627.14	216,940.55

## MONTH-TO-DATE AUDITOR'S REPORT FOR APRIL 2023

287	COMM CORRECT FUND - ISP #408	78,632.23	29,784.00	7,315.24	101,100.99	1,308.26	99,792.73
290	PARKS IMPROVEMENT FUND	441.60	0.00	0.00	441.60	0.00	441.60
291	HOTEL LODGING EXCISE TAX FUND	1.00	0.00	0.00	1.00	1.00	0.00
292	RETAINED HOTEL LODGING TAX FD	45,865.23	0.00	11,500.00	34,365.23	12,576.00	21,789.23
400	BOND RETIREMENT FUND	1,738.00	1,589,641.48	1,590,574.48	805.00	0.00	805.00
510	POLICE FUND	580,616.04	600.36	250,842.74	330,373.66	244,064.03	86,309.63
511	FEDERALLY FORF PROPERTY FUND	10,218.00	0.00	0.00	10,218.00	0.00	10,218.00
512	FOP CONTINUING PROF TRNG FUND	8,035.12	0.00	0.00	8,035.12	0.00	8,035.12
513	POLICE EVIDENCE FUND	28,308.22	0.46	0.00	28,308.68	0.00	28,308.68
515	POLICE PENSION FUND	3,462.14	27,000.00	26,579.53	3,882.61	0.00	3,882.61
519	STATE FORFEITED FUNDS	14,104.91	0.23	0.00	14,105.14	0.00	14,105.14
520	FIRE FUND	206,816.45	0.00	91,783.32	115,033.13	(2,368.70)	117,401.83
525	FIRE PENSION FUND	51,850.14	0.00	23,583.67	28,266.47	0.00	28,266.47
530	EMERGENCY AMBULANCE FUND	200,716.68	0.00	59,590.68	141,126.00	8,107.94	133,018.06
535	FIRE/EMERGENCY AMBULANCE FUND	380,690.84	0.00	989.59	379,701.25	3.00	379,698.25
540	RECREATION FUND	404,418.11	12,084.00	24,825.35	391,676.76	31,440.23	360,236.53
547	OPWC LYTLE CREEK GREENWAY PH 1	0.00	0.00	0.00	0.00	0.00	0.00
561	ODNR-LUTHER WARREN PATH EXT	0.00	0.00	0.00	0.00	0.00	0.00
580	SUGARGROVE CEMETERY FUND	299,176.44	8,442.92	25,182.47	282,436.89	10,441.73	271,995.16
581	CEMETERY-CREDIT CARD FUND	0.00	0.00	0.00	0.00	0.00	0.00
605	WATER SYSTEM REVENUE FUND	4,257,268.97	402,360.60	365,732.14	4,293,897.43	1,100,160.13	3,193,737.30
608	PFAS PLAN STUDY AIMS 9698 WILM	0.00	0.00	0.00	0.00	0.00	0.00
610	RAW WATER MAIN RELOC-AIMS 9312	0.00	0.00	27,830.34	(27,830.34)	1.00	(27,831.34)
615	WATER BOND INTEREST FUND	237.69	16,007.80	0.00	16,245.49	0.00	16,245.49
616	WATER BOND RESERVE FUND	907,743.72	3,200.71	16,006.93	894,937.50	0.00	894,937.50
617	WATER BOND PRINCIPAL FUND	470.51	1.66	0.00	472.17	0.00	472.17
618	WATER REBATE FUND	0.00	0.00	0.00	0.00	0.00	0.00
635	SEWERAGE SYSTEM REVENUE FUND	7,799,885.65	267,638.43	210,883.24	7,856,640.84	278,450.25	7,578,190.59
636	WWTP-WPCLF IMPROV/CONST FUND	(4,200.00)	29,750.00	46,350.00	(20,800.00)	2.00	(20,802.00)
637	ACOE-WWTP IMPROV/CONST PROJECT	0.00	0.00	0.00	0.00	0.00	0.00
640	STORMWATER UTILITY FUND	1,127,478.31	95,376.85	64,339.24	1,158,515.92	1,912.47	1,156,603.45
670	WASTE FUND	2,133,507.73	251,889.53	638,894.32	1,746,502.94	35,016.52	1,711,486.42
671	VOLUNTARY RECYCLING FUND	16,215.21	406.85	1,227.20	15,394.86	1.00	15,393.86
800	GALVIN PARK FUND	35,292.56	0.59	0.00	35,293.15	0.00	35,293.15
<b>71 Funds</b>		<b>29,274,964.25</b>	<b>5,307,153.61</b>	<b>4,837,867.86</b>	<b>29,744,250.00</b>	<b>2,479,800.33</b>	<b>27,264,449.67</b>