

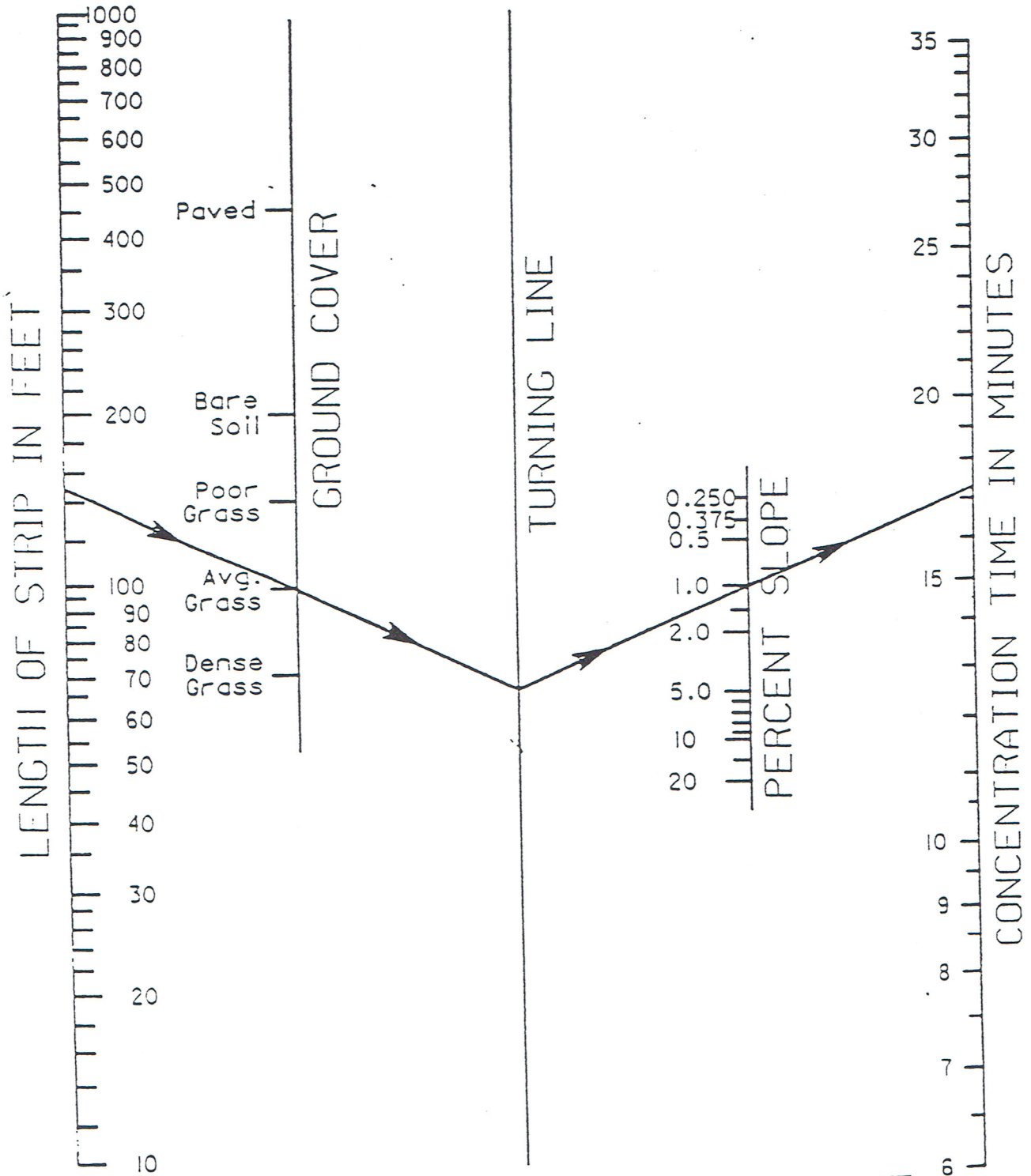
OVERLAND FLOW CHART

1101-1

REFERENCE SECTION

1101.22

FIGURE A-1



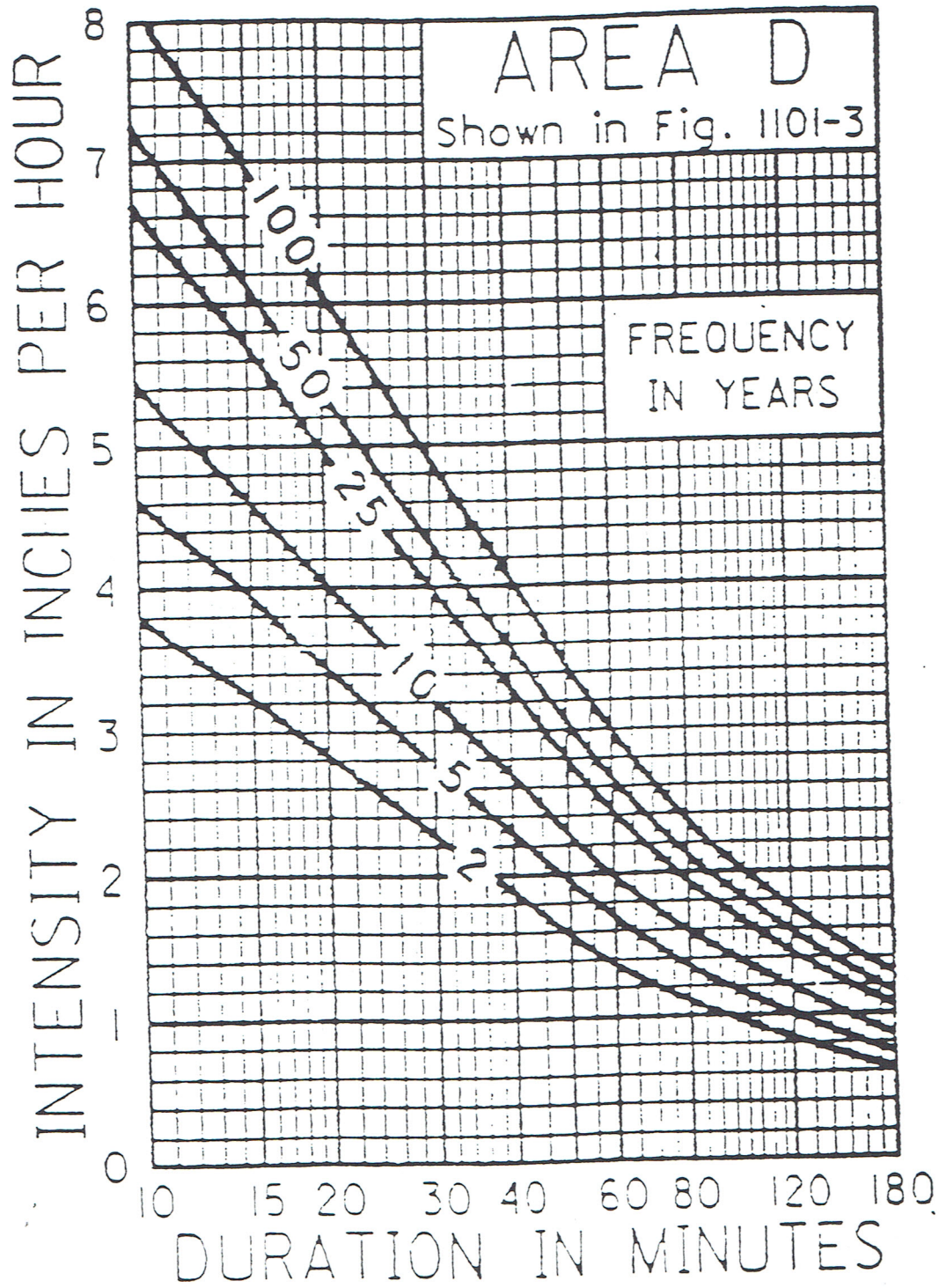
FROM THE LATEST EDITION OF THE OHIO DEPARTMENT OF TRANSPORTATION'S "LOCATION AND DESIGN MANUAL"

FIGURE A-2

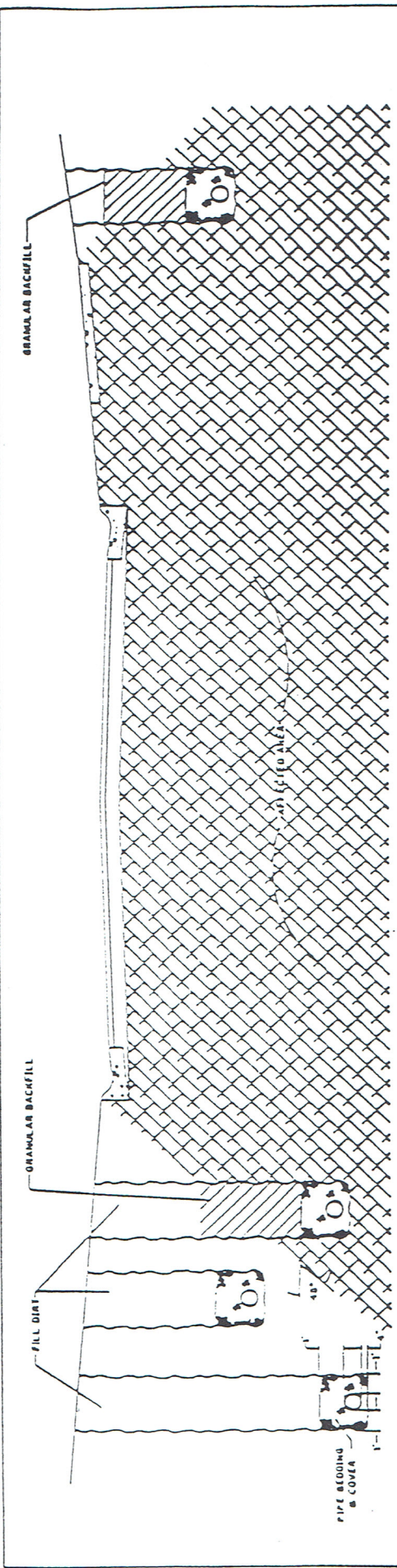
INTENSITY CORRECTION FACTORS FOR AREAS OVER 300 ACRES

<u>Areas in Acres</u>	<u>Concentration Time (minutes)</u>					
	<u>10</u>	<u>20</u>	<u>30</u>	<u>60</u>	<u>90</u>	<u>120</u>
300	1.00	1.00	1.00	1.00	1.00	1.00
400	.993	.993	.993	.995	.996	.99
500	.986	.986	.987	.990	.993	.99
1,000	.997	.997	.978	.981	.985	.98
1,500	.986	.970	.972	.974	.978	.98
2,000	.958	.963	.966	.968	.975	.98
2,500	.948	.953	.957	.962	.970	.97
3,000	.938	.944	.949	.957	.965	.97
3,500	.928	.935	.941	.951	.960	.96
4,000	.918	.927	.933	.945	.956	.96
4,500	.908	.918	.925	.939	.952	.96
5,000	.898	.910	.918	.935	.948	.95
5,500	.888	.901	.911	.930	.945	.95
6,000	.880	.894	.905	.927	.942	.95

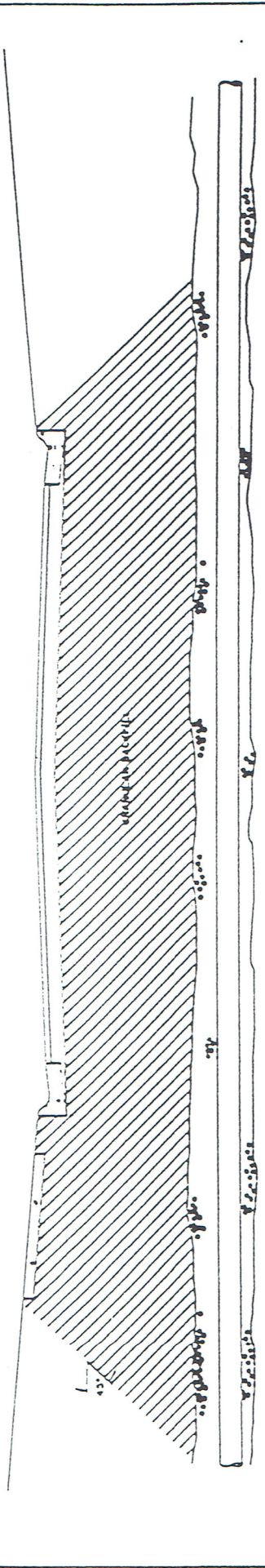
FIGURE A-3



FROM THE LATEST EDITION OF THE OHIO DEPARTMENT OF TRANSPORTATION'S "LOCATION AND DESIGN MANUAL"



TRENCH RUNNING PARALLEL TO PAVEMENT



TRENCH CROSSING PAVEMENT

- NOTES: 1. EXAMPLES ONLY. TO SHOW EXTENT OF BACKFILL IN VICINITY OF PAVEMENTS.
 2. PIPE BEDDING SHALL BE PEA GRAVEL, TORPEDO FILL, OR PIPE FILL (BAND).
 3. GRANULAR BACKFILL TO BE COMPACTED IN 6" LAYERS WITH MECHANICAL TAMPER.
 4. THIS STANDARD APPLIES TO ALL UTILITY TRENCHES.

FIGURE A-4